

# New York's Lottery THE ODDS ARE ALWAYS IN YOUR FAVOR

## REPORT 1976-1983



## The New York State Lottery

SWAN STREET BUILDING  
EMPIRE STATE PLAZA  
ALBANY, NEW YORK 12223

JOHN D. QUINN  
DIRECTOR

December 7, 1983

The Honorable Roderick Chu  
Commissioner, New York State Department of Taxation and Finance  
Executive Bureau  
State Campus  
Tax and Finance Building  
Albany, New York 12227

Dear Commissioner Chu:

In accordance with the provisions of subdivision c of section 1604 of the tax law, I am pleased to submit herewith a copy of the annual report of the Division of the Lottery for fiscal year 1982-83.

The information in this report will provide the "summary of Lottery revenues, prize disbursements and other expenses," for fiscal year 1982-83 required in your report to the Governor and Legislature as specified in the above statute.

Sincerely,

John D. Quinn  
Director



Director John D. Quinn

More than six out of every ten New Yorkers who cast their ballot in the 1966 Constitutional Amendment Referendum voted in favor of a State Lottery.

On that historic date, November 8, 1966, New Yorkers voted to approve a constitutional amendment of Section 9 (1) article 1 relating to the authorization of state lotteries for the support of education in the State. The vote was 2,464,898, or 60.57 per cent, for the establishment of a state lottery and 1,604,694 against, or 39.43 percent.

As a result of that decision, more than one and one-quarter billion dollars has been earned through Lottery sales, principally for the support of education.

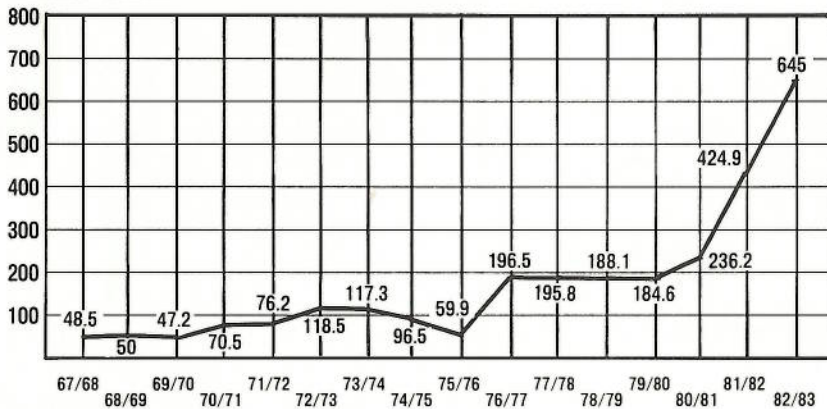




# The Lottery 1976-1983

## SALES

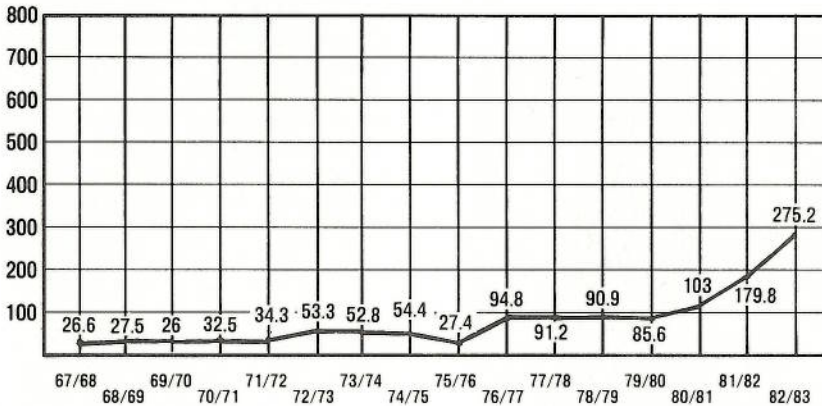
MILLIONS OF DOLLARS



FISCAL YEAR ENDING MARCH 31st.

## REVENUE

MILLIONS OF DOLLARS



FISCAL YEAR ENDING MARCH 31st.

New York Lottery sales and earnings reached historic highs in 1982-83.

Sales of \$645 million were the greatest ever, in 16 years of operations.

This record sales figure earned \$275.2 million for New York State, also the greatest single year earnings, and more than ten times greater than the first year's return to the State on Lottery sales, fiscal 1967-68.

The history of the Lottery in New York State can be divided into two distinct eras, the "old" Lottery, from the first day of sales on June 1, 1967, through October 22, 1975, and the reconstituted or "new" Lottery, from its first day of sales on September 8, 1976, through the end of Fiscal 1982-83, on March 31.

From June 1, 1967, through the end of the 1982-83 fiscal year, sales were as follows:

6/67 - 10/75	\$684,630,000
9/76 - 3/83	\$2,071,073,000
<b>Total</b>	<b>\$2,755,703,000</b>

The revenues realized for New York State purposes, principally for the support of education, for these periods were as follows:

6/67 - 10/75	\$334,887,000
9/76 - 3/83	\$ 920,498,000
<b>Total</b>	<b>\$1,255,385,000</b>

The "new" Lottery was reconstituted by legislation signed into law in April, 1976. The Lottery was reorganized as an independent unit within the Department of Taxation and Finance. Under the new law, the Director was granted full authority over the administration of the Lottery. He was also mandated to organize a professionally run lottery and was given all of the requisite resources to fulfill the Lottery's revenue raising mission.

The "new" Lottery returned to the marketplace September 8, 1976, with the first "instant" lottery ever offered in New York State. Prior to that, Lottery tickets bore computer generated numbers which had to be matched with number combinations selected at drawings. The first month of sales sent records topping. Sales of \$18,900,000 were recorded during the first week in

September, 1976, setting a world record that stood for many years. For the first time, ticket buyers were able to know instantly whether they had purchased a winner. The tickets contained covered boxes. Players "scratched" off the covering and by matching three identical amounts or symbols would win a specified amount, and possible entry into an end-of-game Grand Drawing where the top prize was \$1,000 a week for life, with a minimum of \$1,000,000 guaranteed.

The next major evolution of the Lottery in New York State was the introduction of LOTTO, a weekly pick-your-own-numbers game, in November, 1978. (In fact, New York State was the first state in the United States to successfully implement a LOTTO game.) In LOTTO, players pick six numbers from among the numbers 1 to 40. A correct match of all six with those drawn on Saturday night wins the first prize or jackpot (which stood at \$250,000 in 1978 and has skyrocketed to today's high jackpots which have reached as high as \$8 million).

Unlike the "instant" success of the Instant game, LOTTO's popularity was slow in coming. Not until the 1980s did LOTTO "catch on", but once it did, the success was phenomenal. Presently LOTTO sales average about \$6.5 million a week and jackpot prizes begin at around \$3 million a week and have climbed to as high as \$8 million. The game has been copied by most states with an on-line system.

The third and equally as successful stage of the Lottery game evolution came with the introduction of the Daily NUMBERS on September 2, 1980. Its popularity was instantaneous. The number of ticket selling locations, making use of automated terminals, grew from 547 which were operational when the NUMBERS went on sale, to more than 2,000 at the end of the 1982-83 Fiscal year. A twice-a-week feature, WIN/4, was introduced in July, 1981, and was expanded to a six-night a week feature in November, 1982.

The chart at the right shows how the different Lottery games have fared.

## SALES/REVENUE BY FISCAL YEAR

(MILLIONS OF DOLLARS)

YEAR	SALES	+ or - PREVIOUS YEAR	REVENUE	+ or - PREVIOUS YEAR	CUM. SALES	CUM. REVENUE
76-77	196.5	—	94.8	—	196.5	94.8
77-78	195.8	-.3%	91.2	-3.8%	392.3	186
78-79	188.1	-3.9%	90.9	-.3%	580.4	276.9
79-80	184.6	-1.8%	85.6	-5.8%	765	362.5
80-81	236.2	+27.9%	103	+20.3%	1001.2	465.5
81-82	424.9	+79.8%	179.8	+74.6%	1426.1	645.3
82-83	645	+51.8%	275.2	+53.1%	2071.1	920.5



## Aid to Education

### DISTRIBUTION OF NEW YORK LOTTERY REVENUES

	<u>INSTANT/LOTTO</u>	<u>DAILY NUMBERS/WIN-4</u>
Education.....	45%	35%
Prizes.....	40%	50%
Administration . .	15%	15%
	<u>100%</u>	<u>100%</u>

Presently, 45 percent of LOTTO and Instant Game sales and 35 percent of NUMBERS-WIN/4 sales go to the support of local education.

The Lottery has earned \$920.5 million for New York State from September 8, 1976, to March 31, 1983.

Of this amount, \$825.8 million was raised for the support of local education, the elementary and secondary schools of the more than 700 local school districts.

There have been only two exceptions, since September, 1976, where revenue realized by the sale of Lottery tickets was not used for the support of education. The first was in fiscal 1976-77, when special legislation was enacted authorizing Lottery proceeds go to help balance the State budget. The second came with the Olympic Lottery when another special law authorized that \$4 million (including interest) from that Lottery go to the Winter Olympic Trust Fund to support winter sports education and physical fitness in New York State. In Fiscal 1982-83, the Lottery earned \$275.2 million for education.

Presently, Lottery aid to local school districts is based on the formula used by the State Education Department to allocate regular State assistance. The formula includes such factors as local school district pupil population, grade level of the pupils, special student needs and full value of property within the district.

Lottery aid includes five dollars for each resident enrolled pupil for textbook aid. This aid is in addition to the regular textbook aid of ten dollars for



each resident pupil. This aid is for the purchase and loan of textbooks for pupils in public and private schools.

Lottery aid also includes a \$10 payment for each blind and deaf student attending State supported schools for the blind and the deaf.

After these allocations have been made, the remainder of the Lottery's revenue is used to help finance the State's general aid commitment to local school districts. Lottery aid is paid to the school districts in three installments, in September, October and November. The balance of the State's aid payments is paid to the districts by the 15th of each of these months. This procedure was developed to assist local school districts with their cash flow problems at the beginning of the school year.

Lottery aid payments made to the counties in Fiscal 1982-83 are listed at the right. A complete list of the Lottery aid payments made to the more than 700 local school districts between 1977 and 1983 is available, by request, from the Lottery. Mail requests should be addressed to New York Lottery, Public Relations Unit, Empire State Plaza, Albany, N.Y. 12223.

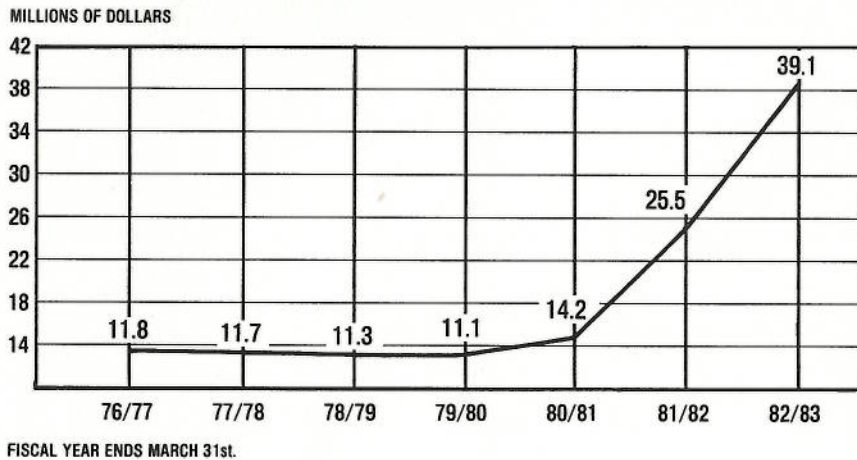


COUNTY	DISTRIBUTION	CUMULATIVE
	FY 1982-83	DISTRIBUTION
	APRIL 1, 1982—MARCH 31, 1983	APRIL 1, 1977—MARCH 31, 1983
ALBANY	\$2,921,796.13	\$10,522,861.97
ALLEGANY	1,230,573.89	4,040,835.32
BROOME	4,152,747.86	14,763,980.56
CATTARAUGUS	2,324,117.21	7,534,189.29
CAYUGA	1,708,805.80	5,613,725.37
CHAUTAUQUA	3,100,414.78	10,299,034.58
CHEMUNG	1,846,776.41	6,300,551.10
CHENANGO	1,484,095.47	4,790,828.33
CLINTON	1,855,105.70	6,314,281.26
COLUMBIA	961,882.89	3,147,159.04
CORTLAND	1,019,550.45	3,323,879.02
DELAWARE	814,880.48	2,701,425.38
DUTCHESS	4,147,716.29	13,915,088.97
ERIE	16,311,603.36	55,970,502.23
ESSEX	450,153.95	1,583,264.64
FRANKLIN	1,180,734.12	3,994,810.51
FULTON	1,294,850.10	4,160,867.41
GENESEE	1,389,871.33	4,570,540.14
GREENE	514,275.09	1,771,202.04
HAMILTON	4,265.00	28,505.00
HERKIMER	1,657,133.22	5,377,679.18
JEFFERSON	2,082,042.01	6,933,776.37
LEWIS	703,727.61	2,347,821.38
LIVINGSTON	1,212,452.84	3,887,753.98
MADISON	1,727,236.06	5,741,874.19
MONROE	10,428,717.69	35,020,503.97
MONTGOMERY	1,031,967.81	3,401,248.34
NASSAU	14,068,659.26	49,372,097.79
NEW YORK CITY	80,340,579.45	239,453,868.70
NIAGARA	4,398,727.57	15,186,413.63
ONEIDA	5,408,588.42	18,343,286.30
ONONDAGA	8,433,183.93	28,612,271.24
ONTARIO	1,779,500.27	6,035,766.49
ORANGE	5,745,750.00	17,650,912.93
ORLEANS	1,108,164.93	3,591,200.24
OSWEGO	2,751,597.15	8,434,233.57
OTSEGO	1,039,198.05	3,413,771.45
PUTNAM	1,381,631.53	4,362,992.31
RENSSELAER	3,094,534.62	9,902,111.72
ROCKLAND	3,748,846.09	12,730,623.86
ST. LAWRENCE	2,825,311.37	9,343,489.47
SARATOGA	3,947,065.15	12,879,582.82
SCHENECTADY	2,229,940.04	7,584,359.73
SCHOHARIE	626,213.32	2,060,506.92
SCHUYLER	381,149.25	1,248,313.79
SENECA	715,759.33	2,397,875.64
STEUBEN	2,584,092.38	8,534,672.29
SUFFOLK	29,609,532.46	94,366,898.43
SULLIVAN	607,813.31	2,020,273.83
TIOGA	1,402,481.31	4,629,373.83
TOMPKINS	1,234,528.35	4,127,603.74
ULSTER	2,382,166.70	7,938,607.57
WARREN	1,040,359.50	3,408,105.41
WASHINGTON	1,589,491.90	5,089,064.88
WAYNE	2,324,404.35	7,528,257.56
WESTCHESTER	6,570,385.80	23,463,866.03
WYOMING	748,123.36	2,530,399.21
YATES	302,491.36	1,077,170.81
TOTAL	<u>\$261,977,764.00</u>	<u>\$845,376,159.80</u>



# Agents Earn \$124.7 Million

## AGENT COMMISSIONS BY FISCAL YEAR



New York's Lottery agents have earned more than \$124 million since September 8, 1976, selling Lottery tickets.

In Fiscal 1982-83, the lottery's ticket sellers earned in excess of \$39.1 million — three and a half times their earnings in the first year, Fiscal 1976-77.

By the end of the 1982-83 Fiscal year, there were some 11,000 ticket selling agents licensed by the State, most of them small business operations or neighborhood "mom and pop" stores. Of these, 2,119 were automated ticket sellers who, with the use of a computer terminal, sell DAILY NUMBERS/WIN/4 and LOTTO tickets, in addition to the instant game tickets.

A network of independent entrepreneurs served as distributors of Instant Game tickets to the sales agents, collecting a 2 percent commission for this service.

Sales agents earn a 6 percent commission on their ticket sales. In the period from September 8, 1976, through March 31, 1983, the ticket sellers earned commissions of almost \$125 million.

Distributors, contractors and banks earned \$72.1 million in the same period.

Since 1976, the "average" agent has sold a total of \$129,000 in Lottery products and earned \$7,740 in sales commissions.

Since the advent of the DAILY NUMBERS game and the automated ticket sales, in 1980, many agents have surpassed \$1,000,000 in sales.

Here's how the ticket sellers' commissions on Lottery tickets have grown over the years:

FISCAL YEAR	AGENT COMMISSIONS
1976-77	\$11,800,000.
1977-78	\$11,700,000.
1978-79	\$11,300,000.
1979-80	\$11,100,000.
1980-81	\$14,200,000.
1981-82	\$25,500,000.
1982-83	\$39,100,000.

# Lottery Prize Winners

The magic of winning a million dollars or more with its promise of making lifetime dreams come true has been made possible for 122 persons by the New York State Lottery from September 8, 1976, to March 31, 1983.

All told, cash prizes, including annuity interest and free tickets, valued at more than \$1 billion have been awarded to more than 164 million winners in this period.

A nineteen-year old who was pumping gas in a Watertown station in the Fall of 1976 was the first to win the dream prize.

Robert Netto, a bridegroom of three months when his name was picked by screen and TV star Telly Savalas in the first drawing on October 11, 1976, at Hunter College Auditorium, won \$1,000 a week for life.

Blessed with a long life, he will collect a lot more than the \$1,000,000 guaranteed.

At 19, Netto and Michael Johnson, a liquor store delivery boy from Manhattan, were the youngest to win a million dollars.

The oldest of New York's Lottery millionaires, at the time of their winning, was Loretta Boxill, 81-year old retired telephone operator from Brooklyn who won \$1.4 million in Lotto.

Seventy-nine of the millionaires are men and 43 are women. A group of five employees of a suburban Buffalo school district is sharing a \$2,000,000 Olympic Lottery prize, the first of seven which were awarded by that special lottery.

As of March 31, 1983, the largest single Lottery prize awarded by New York was \$5 million; four men each have won that amount: Lou Eisenberg of Brooklyn, Andrew Tegerides of Woodside, Queens, Gerry Schmitz of New York City, and Curtis Sharp Jr. of Newark, N.J.

Seven prizes of \$2,000,000 were awarded in the Olympic Lottery, the first of which was won by the Ledgeview V, a group of five Lancaster and Clarence residents who worked for a suburban Buffalo school district, on July 14, 1978.

## NEW YORK LOTTERY PRIZES AWARDED

FY '76/'77 — FY '82/'83

<u>Fiscal Year</u>	<u>Prizes Awarded</u>
'76-'77.....	\$ 71,735,356
'77-'78.....	\$ 90,827,578
'78-'79.....	\$107,045,838
'79-'80.....	\$ 79,847,499
'80-'81.....	\$118,228,891
'81-'82.....	\$219,072,192
'82-'83.....	\$379,480,032
<b>TOTAL</b>	<b>\$1,066,237,386</b>

INCLUDES FREE TICKET PRIZES AND ANNUITIES





Governor Mario M. Cuomo, left, and Lottery Director John D. Quinn, right, congratulate Lottery Millionaires (left to right) Josephine Cuttito, 52-year old housewife from Oceanside, Loretta Boxill, 81-year old retired telephone operator from Brooklyn, and Robert Camacho, 53-year old chef from Long Island City. The three each won \$1.4 million as a result of the February 4, 1983, Lotto drawing. (Photo courtesy of The New York Post).



Hats go flying against the Manhattan skyline as New York Lottery Millionaires aboard the USS Intrepid, the famed World War II aircraft carrier. Millions of dollars or more are invited by the Lottery to come together for a day of fun.



The Lottery's popular instant game, Lucky Horoscope, took its drawings to award \$50,000, \$25,000, \$10,000 and \$5,000 prizes across the State. David O'Brien, right, of Haverstraw, was the winner of \$50,000 at the Middletown drawing, July 15, 1982 and Peter Vakritas, of Beacon, was the winner of \$25,000.



Lucky Horoscope winners at a July 24, 1982 drawing at Jones Beach, are, left to right, John Gilistro, Coram, \$5,000; Ernest Gormley, Farmingville, \$25,000; a lottery employee, Tessie Borkum, sitting in for Arlene Mortimer, Centerport, \$5,000; and Josephine Smith, Queens Village, \$10,000.



Muyassar Makhlou, left, of Liverpool, raises her hand in celebration of winning \$25,000 in the Lucky Horoscope drawing conducted September 2, 1982, at the New York State Lottery. Leonard Butler, Jr., of Buffalo, is the \$50,000 winner. (Photo courtesy of the Lottery)

The largest lump sum grand prize was \$981,641, won by Anthony Califano, a 32-year old father of two from North Bellmore, Long Island, on February 4, 1977. He won his prize with a fifty-cent ticket.

Twenty of New York's millionaires have won prizes of \$1,000 a week for life, with a guaranteed minimum payment of \$1,000,000.

On this payment schedule, it takes about 19.2 years to collect \$1,000,000. Five of the winners of this prize were 30 years of age, or younger, at the time they won, so blessed with good health, they could reasonably expect to realize much more than the minimum guaranteed.

In addition to the Ledgeview V from Buffalo who divided up the first \$2,000,000 Olympic Lottery prize, two co-workers from Long Island divided equally a \$2,000,000 Olympic Lottery





ies celebrate at their annual "reunion", September 7, 1982, which got a museum in New York City. Each year, winners of prizes of a million sharing as members of the exclusive "Lottery Millionaires of New York".



Andrew Tegerides



Gerry Schmitz



Lou Eisenberg



Curtis Sharp Jr.

Four men have won the Lottery's largest prize — \$5 million Lotto jackpot. Lou Eisenberg, lower left, of Brooklyn was the first, buying his winning ticket on Friday, the 13th of November, 1981. Lou was a \$225 a week electrical maintenance man, changing light bulbs when he won. Top left is Andrew Tegerides, 51-year old former Woodside, Queens, restaurant operator, top right is Gerry Schmitz, 36-year old New York City custom broker who bought his \$5 million winning ticket on Friday, the 13th of August, 1982, and lower right is Curtis Sharp, Jr., 44-year old plant watch operator from Newark, N.J.



nd in acknowl- drawing con- r in Syracuse, Creek, beams



Andrew Kucipak, right, waves to the audience in Ogdensburg, after winning \$50,000 in the Lucky Horoscope drawing there on September 24, 1982, as Mary Jayne Engel, emcee for the drawing, and Susan Wright, Miss Thousand Islands, look on.



Edward Zagata, kneeling left, of Waterport, winner of \$50,000 and Lindy Jackson, kneeling right, of Riverhead, winner of \$25,000 lead the winners in a Lucky Horoscope drawing at Buffalo on November 23, 1982, showing off their prize checks.



These happy faces belong to ten electricians from the Binghamton Area who are shown collecting the first installment on a \$603,366 prize they won in the LOTTO game — in time to celebrate Christmas, 1982. The ten "chipped in" to buy a LOTTO subscription.

prize, each winning \$1 million. George Muhlbauer of Valley Stream and Charles Walter of Massapequa Park won their "million" on December 18, 1979.

The Lottery's millionaires come from all walks of life: A telephone installer, a factory woodworker, a retired lawyer, a lady butcher, a produce department manager, a steelworker, a retired Army man, a used car dealer, a liquor store delivery boy, an undercover law enforcement officer, a retired tugboatman, a labor organizer, and a deputy school superintendent, to mention but a few.

All Lottery prizes of a million dollars or more are guaranteed to be paid to the winners.

In the event of death, before the full prize amount has been paid, the balance is paid to the winner's estate until the complete prize amount is paid.



## COMPOSITION OF REVENUE AND REVENUE ALLOCATIONS

The following table presents the composition of revenue and revenue allocations from September 8, 1976, the start of the current lottery operations, to March 31, 1983:

	9/8/76 to 3/31/82	4/1/82 to 3/31/83	9/8/76 to 3/31/83
	(In Thousands)		
<b>Revenue:</b>			
Instant games sales	\$ 802,310	\$ 87,124	\$ 889,434
Lotto/Keno games sales	282,769	279,259	562,028
Daily Numbers/Win-Four games sales	247,859	278,584	526,443
Other games sales	93,168	—	93,168
Lottery ticket sales	1,426,106	644,967	2,071,073
Interest income	18,025	6,430	24,455
Old lottery interest (1976-77)	2,560	—	2,560
<b>Total revenue</b>	<b>\$1,446,691</b>	<b>\$651,397</b>	<b>\$2,098,088</b>
<b>Revenue Allocated to Prizes:</b>			
Instant games (40%)	\$ 320,924	\$ 34,849	\$ 355,773
Lotto/Keno games (40%)	113,108	111,704	224,812
Daily Numbers/Win-Four games (50%)	123,929	139,292	263,221
Other games (40%)	37,267	—	37,267
Allocation of lottery ticket sales	595,228	285,845	881,073
Interest income	4,946	2,394	7,340
Unclaimed prizes	(5,361)	(3,687)	(9,048)
Unclaimed free tickets at 40%	(1,828)	—	(1,828)
Total revenue allocated to prizes	592,985	284,552	877,537
Lottery prizes paid	(566,030)	(273,436)	(839,466)
Balance	26,955	11,116	38,071
Current year accrual (included above)	(10,448)	(13,479)	(13,479)
Prior year accrual	—	10,448	—
<b>Prizes to be paid</b>	<b>16,507</b>	<b>\$ 8,085</b>	<b>\$ 24,592</b>
<b>Revenue Allocated to Education:</b>			
Instant games (45%)	\$ 361,040	\$ 39,205	\$ 400,245
Lotto/Keno games (45%)	127,246	125,667	252,913
Daily Numbers/Win-Four games (35%)	86,750	97,504	184,254
Other games (45%)	41,926	—	41,926
Allocation of lottery ticket sales	616,962	262,376	879,338
Interest income	11,274	3,257	14,531
Old lottery interest (1976-77)	2,560	—	2,560
Unclaimed prizes	5,361	3,687	9,048
Administrative surplus	9,097	5,924	15,021
Total revenue allocated to education	645,254	275,244	920,498
Revenue transferred for Education	(628,065)	(268,978)	(897,043)
Balance	17,189	6,266	23,455
Current year accrual (included above)	(9,195)	(11,678)	(11,678)
Prior year accrual	—	9,195	—
<b>Amount to be transferred to New York State Treasury for Education</b>	<b>\$ 7,994</b>	<b>\$ 3,783</b>	<b>\$ 11,777</b>
<b>Revenue Allocated to Administration:</b>			
Instant games (15%)	\$ 120,346	\$ 13,069	\$ 133,415
Lotto/Keno games (15%)	42,415	41,889	84,304
Daily Numbers/Win-Four games (15%)	37,180	41,787	78,967
Other games (15%)	13,975	—	13,975
Allocation of lottery ticket sales	213,916	96,745	310,661
Interest income	1,805	779	2,584
Unclaimed free tickets at 40%	1,828	—	1,828
Administrative surplus	(9,097)	(5,924)	(15,021)
Total revenue allocated to administration	208,452	91,600	300,052
Vendor and distributor commissions and contractors fees	(130,395)	(66,448)	(196,843)
Net revenue allocated to administration	78,057	25,152	103,209
Amount transferred for administrative expenses	(75,998)	(25,022)	(101,020)
Balance	2,059	130	2,189
Current year accrual (included above)	(1,082)	(1,514)	(1,514)
Prior year accrual	—	1,082	—
<b>Amount to be transferred to New York State Treasury General Fund</b>	<b>\$ 977</b>	<b>\$ (302)</b>	<b>\$ 675</b>

# Auditor's Report

**Deloitte  
Haskins & Sells**

One World Trade Center  
New York, New York 10048  
(212) 904-5200  
International Telex 06272

### AUDITORS' OPINION

The New York State Lottery:

We have examined the statements of assets and liabilities of New York State Lottery as of March 31, 1983 and 1982 and the related statements of revenue and revenue allocations for the years then ended. Our examinations were made in accordance with generally accepted auditing standards and, accordingly, included such tests of the accounting records and such other auditing procedures as we considered necessary in the circumstances.

In our opinion, such financial statements present fairly the assets and liabilities of the Lottery at March 31, 1983 and 1982 and the revenue and revenue allocations for the years then ended, in conformity with generally accepted accounting principles applied on a consistent basis.

*Deloitte Haskins & Sells*  
June 23, 1983

**STATEMENTS OF ASSETS AND LIABILITIES — MARCH 31, 1983 AND 1982 (In Thousands)**

	<u>NOTES</u>	<u>1983</u>	<u>1982</u>
<b>ASSETS:</b>			
Cash (including short-term cash investments)	1	\$38,407	\$25,328
Accounts receivable	6	27,399	21,855
<b>TOTAL</b>		<u><b>\$65,806</b></u>	<u><b>\$47,183</b></u>
<b>LIABILITIES:</b>			
Prizes:			
Allocation of accrued revenue		\$13,479	\$10,448
Unclaimed and future prizes		24,592	16,507
		<u>38,071</u>	<u>26,955</u>
Education:			
Allocation of accrued revenue		11,678	9,195
Amount to be transferred to New York State Treasury for Education		<u>11,777</u>	<u>7,994</u>
		<u>23,455</u>	<u>17,189</u>
Administration:			
Allocation of accrued revenue		1,514	1,082
Amount to be transferred to New York State Treasury General Fund		<u>675</u>	<u>977</u>
		<u>2,189</u>	<u>2,059</u>
Deferred revenue for unclaimed free tickets on open games and other payables		<u>2,091</u>	<u>980</u>
<b>TOTAL</b>		<u><b>\$65,806</b></u>	<u><b>\$47,183</b></u>

See notes to financial statements.\*

**STATEMENTS OF REVENUE AND REVENUE ALLOCATIONS FOR THE FISCAL YEARS ENDED  
MARCH 31, 1983 AND 1982 (In Thousands)**

	<u>NOTES</u>	<u>1983</u>	<u>1982</u>
<b>REVENUE:</b>			
Ticket sales	1,3,6	\$644,967	\$424,885
Less:			
Vendor and distributor commissions	5,6	(40,930)	(28,003)
Contractors' fees	5,6	<u>(25,519)</u>	<u>(16,893)</u>
Net revenue from ticket sales		578,518	379,989
Interest income	1	<u>6,430</u>	<u>6,901</u>
<b>NET REVENUE</b>		<u><b>\$584,948</b></u>	<u><b>\$386,890</b></u>
<b>REVENUE ALLOCATIONS:</b>			
Prizes	1		
Prizes	3	\$284,552	\$191,045
Education	4	275,244	179,845
Administration	5	<u>25,152</u>	<u>16,000</u>
<b>TOTAL REVENUE ALLOCATIONS</b>		<u><b>\$584,948</b></u>	<u><b>\$386,890</b></u>

See notes to financial statements.\*

(\*The complete notes on the financial statements are on file at the New York State Lottery offices in Albany and are available for public inspection.)



# The Lottery is Good for Business

## THE LOTTERY IS GOOD FOR BUSINESS

### FEEES AND COMMISSIONS SEPT. '76 — MAR. '83

(MILLIONS OF DOLLARS)

COMMISSIONS TO SALES AGENTS.....	\$124.7
DISTRIBUTION FEES TO BANKS AND DISTRIBUTORS.....	\$ 17.5
CONTRACTORS FEES.....	\$ 54.6
<b>TOTAL.....</b>	<b>\$196.8</b>

In its six and a half years of operation, from September, 1976, through March, 1983, the New York Lottery has paid a total of more than \$196.8 million to its agents, contractors and distributors. As a direct result of the Lottery operations, hundreds of jobs have been created in the private sector.

It has been, indeed, good for business. For many small business operations, the commissions realized in the sale of Lottery products have been the difference between financial success or economic failure; operations which employ many thousands have been able to survive the distressful economic conditions of recent years.

Ticket sellers, who have earned \$39.1 million in Fiscal 1982-83, were also the beneficiaries of many sales incentives, ranging from a \$10,000 commission for selling a million dollar winning ticket in the instant game, to vacation cruises, television sets and a whole range of premiums.

Lottery ticket agents shared their success with worthy community organizations during 1982-83, with five ticket sellers in Syracuse donating the commissions from a week's sales totaling \$1,000 to the Syracuse Symphony Orchestra.



Nearly two dozen agents from the New York City region who sold a million dollars or more of Lottery tickets were treated to a very special day at Yankee Stadium on July 25, 1982. The top automated agents were the Lottery's guests at a special luncheon prior to the Yankee-California game, an event highlighted by presentation of special plaques to the agents, who proudly show them, in the above photo.



Mr. and Mrs. Mark Santo won an 11-day trip to Italy in a special promotion for the agents who sold a Win 4 winning ticket of \$2,500 or more during July and August, 1982. The couple, operators of the Sure Save Pharmacy of Staten Island, also received \$500 in spending money.



Max and Miriam Spitzer spent their 36th wedding anniversary aboard the Queen Elizabeth II as winners of an eight-day cruise awarded in a New York Lottery bonus for Lotto agents. Owners of the Chambers Street Papers, New York City, the Spitzers are shown accepting a \$500 "spending money" check as part of the prize from Regional Director James Nolan, left.



Diane Steinbach, Public Relations person for the Syracuse Symphony Orchestra, shows \$1,000 worth of checks, money received from five New York State Lottery agents who donated the commissions from automated sales for one week.



Employees of Paddy's Variety Store of Cornwall, Ann Gibrey, right, and Kathy Saruble, center, accept a \$10,000 Agent Bonus Check from Lottery Representative Charles O'Donnell, the bonus for selling the million dollar winning ticket in the Instant Windings Instant lottery.



\$10,000 WINNER — Jeff Tomassini (left) and Angelo Anzideo, co-owners of LINWOOD DAIRY, Jamestown, shared the \$10,000 top prize in the first of the Lottery's Agent Games. The western New York outlet was one of forty Lottery agents to earn \$100 cash and a chance to win the top prize.



# Lotto Tops Lottery in Game Sales

## ACTUAL SALES BY GAME

MILLIONS OF DOLLARS

YEAR	INSTANT	WEEKLY	OLYMPIC	NUMBERS	WIN-4	LOTTO KENO	TOTAL
76-77	186.9 (95%)	9.6 (5%)	—	—	—	—	196.5
77-78	155.4 (79%)	40.4 (21%)	—	—	—	—	195.8
78-79	155.7 (83%)	10.9 (6%)	15.1 (8%)	—	—	6.4 (3%)	188.1
79-80	118.2 (64%)	4.4 (2%)	12.8 (7%)	—	—	49.2 (27%)	184.6
80-81	92.9 (39%)	—	—	65.4 (28%)	—	77.9 (33%)	236.2
81-82	93.1 (22%)	—	—	168.8 (40%)	13.7 (3%)	149.3 (35%)	424.9
82-83	87.1 (13.5%)	—	—	237.0 (36.7%)	41.6 (6.5%)	279.3 (43.3%)	645.0
<b>TOTAL</b>	<b>889.3</b> (42.9%)	<b>65.3</b> (3.2%)	<b>27.9</b> (1.4%)	<b>471.2</b> (22.7%)	<b>55.3</b> (2.7%)	<b>562.1</b> (27.1%)	<b>2071.1</b>

(% OF TOTAL)

LOTTO, the popular weekly pick-your-own-numbers game, emerged as the New York Lottery's most popular lottery game in 1982-83.

LOTTO sales in fiscal 1982-83 reached a record high for any single Lottery game of \$279.3 million — representing 43.3 percent of all sales.

A close second was NUMBERS, which include the special four-digit feature, WIN/4. They recorded sales of \$278.6 million, or 43.2 percent of all Lottery sales.

The popularity of big LOTTO jackpots, which soared to a record high of just above \$8 million for the January 8, 1983, drawing was a major factor in LOTTO sales.

LOTTO got off to a slow start in November of 1978, with jackpots of \$250,000 and sales of only \$6.4 million for four-and-a-half months of fiscal 1978-79, or only three percent of total sales for that year.

The installation of automated ticket selling terminals in September, 1980, added to the growing jackpots, helped propel Lotto sales to their record peaks in fiscal 1982-83.

By the end of 1982-83, weekly LOTTO sales were averaging in excess of \$6.5 million, as long lines of ticket purchasers became a familiar sight on Friday and Saturday nights, across the State.



Mrs. Ruth Mims of Medford, winner of a \$1,167,000 in Lotto, for the March 5, 1983, drawing, revisits the shop where she purchased her million dollar-plus winner, the Medford Smoke Shop, in Medford, Long Island. She is shown buying another LOTTO ticket from Diane Muzzonigro, owner of the store. Long lines of Lotto ticket buyers have become common place each weekend. In the lower photo, right, LOTTO players que up at Durston's in Syracuse, and in the top photo, at the Gulf Service Station, Lincoln Boulevard, Elmont.



# NEW YORK'S LOTTERY MILLIONAIRES 1976-1983

The following persons have won a prize of one million dollars or more in the New York State Lottery, from September 8, 1976, through March 31, 1983.

MILLIONAIRES	RESIDENCE	MILLIONAIRES	RESIDENCE
1. ROBERT NETTO	WATERTOWN	62. BERNARD SPENGLER	MARLBORO
2. JOHN SARTORETTI	QUEENS	63. MARIE GENECE	ROOSEVELT
3. ERMA EASTON	N. BINGHAM, PA.	64. ROSETTA MONTALBANO	BROOKLYN
4. GREGORY HALL	REDWOOD	65. THERESA MOHAMMED	BROOKLYN
5. ANTHONY CALIFANO	N. BELLMORE	66. MARIO MONTUORO	BRONX
6. MARJORIE JONES	NORTHPORT	67. THOMAS CHAPOGAS	BROOKLYN
7. GARY LaSHOMB	POTSDAM	68. McNEAL McINTOSH	SYRACUSE
8. DAVID CARDINAL	LANCASTER	69. HECTOR VILLANEUVE	ROSEDALE
9. MARIA BISULCA	GLEN COVE	70. CHARLESWORTH OLIVER	BRONX
10. MICHAEL JOHNSON	NEW YORK CITY	71. OTIS CARPENTER	HOLLIS, QUEENS
11. HELEN CUMMINGS	HAMILTON BEACH	72. AUGUSTIN MARTI	WALLINGTON, NJ
12. PERRY SCOTT	BRIDGEPORT	73. ARISTEDES PINEDO	VALLEY STREAM
13. AARON BELLEN	BAYSIDE	74. PAUL EMERSON	PORT MONMOUTH, NJ
14. MONICA RESELBACH	WHITE PLAINS	75. JULIUS W. HAUSER	BAYONNE, NJ
15. ALICEANNE JOHNSON	JAMESTOWN	76. MARY ELLEN O'NEILL	HOLTSVILLE
16. CHRISTINA BOYER	ROUSES POINT	77. LOUIS MENENDEZ	GLENDALE
17. PETER FARINELLA	BROOKLYN	78. ANDREW G. TEGERIDES	WOODSIDE
18. JOSEPH KRAUSS	MEDFORD	79. GERHARDT SCHMITZ	MANHATTAN
19. LEDGEVIEW V	BUFFALO	80. BERTHA INGRAO	KINGS PARK
20. JACK SHAR	GREAT NECK	81. LUISE M. KERSHAW	EAST ROCKAWAY
21. BETTY REEDER	SPRING VALLEY	82. MICHAEL FENGA	BROOKLYN
22. LINDA DONNELLY	WALES CENTER	83. SOCORPO LUGO	BROOKLYN
23. BERNARD LUKAS	WAMPSVILLE	84. MARIA COLON	BROOKLYN
24. MATTHEW PORTER	BROOKLYN	85. HUMBERTO RESTREPO	SUNNYSIDE
25. RICHARD STILL	NESCONSET	86. ANGELO CERVERA	DEER PARK
26. PATRICIA IRAGGI	HUNTINGTON STA	87. THOMAS C. DeBARI	HOBOKEN, NJ
27. ROBERT URBAN	FLUSHING	88. WALTER R. BAIOTTO	BUFFALO
28. STELLA PEPE	HOWARD BEACH	89. JOSEPHINE C. ALOI	BROOKLYN
29. JOHN McNAMARA	FLUSHING	90. HAZEL J. MACCHEYNE	ROMULUS
30. GEORGE A. MUHLBAUER	MASSAPEQUA PARK	91. ABDELHAMID MERKICHE	BRONX
31. CHARLES W. WALTER	MASSAPEQUA PARK	92. GUILLERMO LEMA	BROOKLYN
32. JOHN GRONOSKY	LITTLE FALLS	93. MARY ZALENSKI	ELMONT
33. CESAR FERNANDEZ	NEW YORK CITY	94. VINCENT PESCE	BEACON
34. FITZROY KENTISH	BRONX	95. NANCY LELAND	ELLENVILLE
35. JOSEPH PRZEWLOCKI	SYRACUSE	96. STEPHEN FRANCIS	BRONX
36. AGNES JACKMAN	TARRYTOWN	97. CURTIS SHARP, JR.	NEWARK, NJ
37. CLYDE MURPHY	BROOKLYN	98. ROBERT FAIRCLOUGH	BROOKLYN
38. MARIO ARIAS	OSSINING	99. RUTH M. VILLEGAS	NEW HYDE PARK
39. VICTOR CASTILLO	BRONX	100. CARLOS RAMIREZ	ISLAND PARK
40. JOANN BESERANY	BROOKLYN	101. BARRINGTON RICHARDS	BROOKLYN
41. NANCY VISTO	BROOKLYN	102. ELIZABETH BARLOW	BRONX
42. DOROTHY FERGUSON	BROOKLYN	103. PRISCILLA MASSIE	NEW YORK CITY
43. DOMINICK DeSIENA	YONKERS	104. ADELINA QUIN	BROOKLYN
44. KALEMA HARVEY	NEW YORK CITY	105. GINO GONZALEZ	NEW YORK CITY
45. BURTON MICHAELS, SR.	JAMAICA	106. WILLIAM V. ANDERSON	ROCKVILLE CTRE
46. ARTHUR LUECK	BRONX	107. WARREN LUGO, JR.	BRONX
47. BARBARA COUTON	NEW YORK CITY	108. IRVING MANDEL	OYSTER BAY
48. NORMA VASQUEZ	UNION CITY, NJ	109. FILIPPO RENNA	RIDGEWOOD
49. DAYSI FERNANDEZ	NEW YORK CITY	110. DAVID MIMS	BRONX
50. JOHN APPELL	FLUSHING	111. NESTOR GONZALEZ	NEWARK, NJ
51. ANTONIA MAURI	NEW HYDE PARK	112. NAYIBE ZAPATA	PATERSON, NJ
52. JOHAN JOHANSSON	BROOKLYN	113. BARBARA DRAYTON	NEWARK, NJ
53. VICTOR PEREZ	NEW YORK CITY	114. ROBERTO CAMACHO	LONG ISLAND CITY
54. MANUEL MAYEA	UNION CITY, NJ	115. LORETTA BOXILL	BROOKLYN
55. LOUIS EISENBERG	BROOKLYN	116. JOSEPHINE CUTTITO	OCEANSIDE
56. ANTHONY ECONOMICO	YONKERS	117. JAMES HAVANE	BRONX
57. EDWIN RODRIGUEZ	BRONX	118. PANAGIOTIS TRIPERINAS	JERSEY CITY, NJ
58. MIKE SEMAN	CENTRAL VALLEY	119. LEONARD DeCASSERES	BRONX
59. CASMIRO SERRANO	CORONA	120. GWENDOLYN LYNCH	ELMSFORD
60. LOUIS SBERNA	STATEN ISLAND	121. RUTH MIMS	MEDFORD
61. CATALDO RUGGIERO	WOODSIDE	122. BERNARD GREENBURGH	BROOKLYN

THE  
ENTIRE  
MISTAKES

